



JABchem



Not to be shared without the copyright holder's permission

Past Papers Higher Chemistry

2019 Marking Scheme

Grade Awarded	Mark Required		% candidates achieving grade
	(/120)	%	
A	80+	66.6%	28.3%
B	67+	55.8%	25.3%
C	54+	45.0%	23.0%
D	47+	39.2%	9.5%
No award	<47	<39.2%	13.9%

Section:	Multiple Choice	Extended Answer	Assignment
Average Mark:	12.1 /20	42.9 /80	13.1 /20

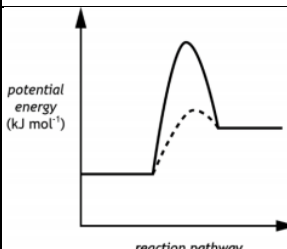
2019 Higher Chemistry Marking Scheme

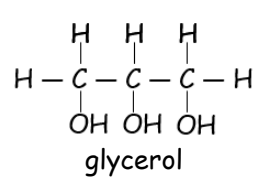
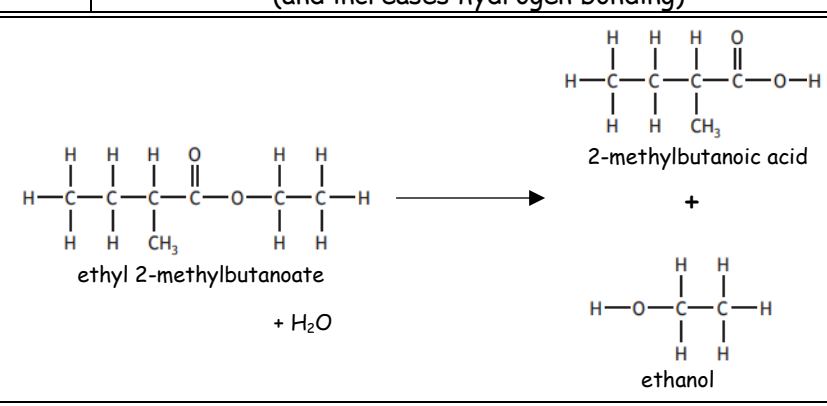
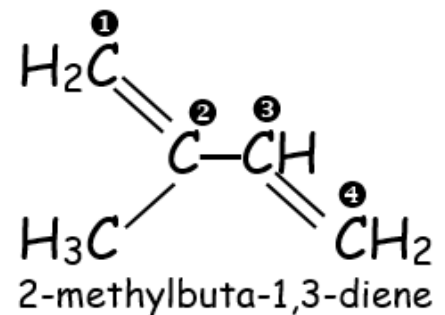
MC Qu	Answer	% Pupils Correct	Reasoning
1	C		Hydrogen has electronegativity of 2.2 so the atom with electronegativity closest to 2.2 would be non-polar when joined to hydrogen.
2	B		<input checked="" type="checkbox"/> A CCl ₄ is non-polar due to 3D arrangement of Cl atoms around central C atom <input checked="" type="checkbox"/> B NH ₃ is a polar molecule due to the electronegativity difference between atoms <input checked="" type="checkbox"/> C CO ₂ is non-polar due to linear arrangement of O atoms around central C atom <input checked="" type="checkbox"/> D CH ₄ is non-polar as it is a hydrocarbon. All hydrocarbons are non-polar.
3	A		<input checked="" type="checkbox"/> A CO reduces metal ores to metals. CO acting as Reducing Agent <input checked="" type="checkbox"/> B MnO ₄ ⁻ + 8H ⁺ + 5e ⁻ → Mn ²⁺ + 4H ₂ O is reduction ∴ MnO ₄ ⁻ acting as oxidising agent <input checked="" type="checkbox"/> C H ₂ O ₂ + 2H ⁺ + 2e ⁻ → 2H ₂ O is reduction ∴ H ₂ O ₂ acting as oxidising agent <input checked="" type="checkbox"/> D Cr ₂ O ₇ ²⁻ + 14H ⁺ + 5e ⁻ → 2Cr ³⁺ + 7H ₂ O is reduction ∴ Cr ₂ O ₇ ²⁻ acting as oxidising agent
4	C		$\begin{array}{r} \textcircled{1} \quad \text{NO}_3^- + 4\text{H}^+ + 3e^- \rightarrow \text{NO} + 2\text{H}_2\text{O} \\ \textcircled{2} \quad \text{Zn} \rightarrow \text{Zn}^{2+} + 2e^- \\ \textcircled{1} \times 2 \quad 2\text{NO}_3^- + 8\text{H}^+ + \cancel{6e^-} \rightarrow 2\text{NO} + 4\text{H}_2\text{O} \\ \textcircled{2} \times 3 \quad \quad \quad \quad \quad 3\text{Zn} \rightarrow 3\text{Zn}^{2+} + \cancel{6e^-} \\ \hline \textcircled{1}' + \textcircled{2}' \quad 2\text{NO}_3^- + 8\text{H}^+ + 3\text{Zn} \rightarrow 2\text{NO} + 3\text{Zn}^{2+} \\ \begin{array}{ccc} 2\text{mol} & & 3\text{mol} \\ 1\text{mol} & & 1.5\text{mol} \end{array} \end{array}$
5	B		<input checked="" type="checkbox"/> A Primary Alcohol: 1 carbon directly attached to carbon with the -OH group <input checked="" type="checkbox"/> B Tertiary Alcohol: 3 carbons directly attached to carbon with the -OH group <input checked="" type="checkbox"/> C Secondary Alcohol: 2 carbons directly attached to carbon with the -OH group <input checked="" type="checkbox"/> D Secondary Alcohol: 2 carbons directly attached to carbon with the -OH group
6	A		<input checked="" type="checkbox"/> A Amino acid with -CH ₃ side group has been removed during partial hydrolysis <input checked="" type="checkbox"/> B CH-CH ₃ group should be on left of -CH ₂ - group in hydrolysis fragment <input checked="" type="checkbox"/> C -CH ₂ - group has been removed but two groups are rejoined <input checked="" type="checkbox"/> D CH-CH(CH ₃) ₂ group should be on right of -CH ₂ - group in hydrolysis fragment
7	D		<input checked="" type="checkbox"/> A pentyl ethanoate has a total of 7 carbons ∴ cannot have formula C ₆ H ₁₂ O ₂ <input checked="" type="checkbox"/> B hexan-2-one has formula C ₆ H ₁₂ O so only has 1 oxygen atom not 2 oxygen atoms. <input checked="" type="checkbox"/> C 3-methylpentan-2-ol has formula C ₆ H ₁₃ OH so only has 1 oxygen atom not 2. <input checked="" type="checkbox"/> D hexanoic acid has formula C ₆ H ₁₂ O ₂
8	B		<p style="text-align: center;"> Primary Alcohols → Aldehydes → Carboxylic acids <small>Hot copper(II) oxide Acidified dichromate solution Hot copper(II) oxide Acidified dichromate solution</small> </p> <p style="text-align: center;"> Secondary Alcohol → Ketone <small>Hot copper(II) oxide Acidified dichromate solution Benedict's or Fehling's solution Tollen's Reagent</small> </p> <input checked="" type="checkbox"/> A pentan-1-ol is a primary alcohol would oxidise with hot copper(II) oxide to pentanal which would further oxidise with Fehling's solution to form pentanoic acid <input checked="" type="checkbox"/> B pentan-2-ol is a secondary alcohol would oxidise with hot copper(II) oxide to form pentan-2-one which does not react with Fehling's solution. <input checked="" type="checkbox"/> C pentan-3-one is a ketone and does not oxidise with hot copper(II) oxide. <input checked="" type="checkbox"/> D pentanoic acid is a carboxylic acid and does not oxidise with hot copper(II) oxide.
9	D		<input checked="" type="checkbox"/> A molecule has five carbons but not in one continuous chain of five carbons <input checked="" type="checkbox"/> B longest chain containing functional group has three carbons ∴ ends in propanoic acid <input checked="" type="checkbox"/> C two separate methyl -CH ₃ groups attached to C ₂ so is dimethyl not a ethyl -C ₂ H ₅ group. <input checked="" type="checkbox"/> D 2x methyl -CH ₃ groups attached to C ₂ of three carbon main chain with -COOH group

10	D	<input checked="" type="checkbox"/> A Molecule A has 10 carbons and is derived from two C ₅ isoprene units joining together <input checked="" type="checkbox"/> B Molecule B has 10 carbons and is derived from two C ₅ isoprene units joining together <input checked="" type="checkbox"/> C Molecule C has 10 carbons and is derived from two C ₅ isoprene units joining together <input checked="" type="checkbox"/> D Molecule D has 9 carbons so cannot be made by two C ₅ isoprene units joining together.															
11	C	<input checked="" type="checkbox"/> A methanol (primary alcohol) oxidises to methanoic acid (carboxylic acid) <input checked="" type="checkbox"/> B propanal (aldehyde) oxidises to propanoic acid (carboxylic acid) <input checked="" type="checkbox"/> C butan-2-one (ketone) reduces to become butan-2-ol (secondary alcohol) <input checked="" type="checkbox"/> D propan-2-ol (secondary alcohol) oxidises to propanone (ketone)															
12	B	<input checked="" type="checkbox"/> A Primary Amine: 1 carbon directly bonded to nitrogen atom <input checked="" type="checkbox"/> B Secondary Amine: 2 carbons directly bonded to nitrogen atom <input checked="" type="checkbox"/> C Tertiary Amine: 3 carbons directly bonded to nitrogen atom <input checked="" type="checkbox"/> D Primary Amine: 1 carbon directly bonded to nitrogen atom															
13	D	Formula of Calcium Phosphate = Ca ₃ (PO ₄) ₂ 1mol of Ca ₃ (PO ₄) ₂ contains 3mol of Ca ²⁺ ions and 2 mol of PO ₄ ³⁻ ions.															
14	A	$\text{gfm CH}_4 = 16\text{g} \therefore \text{no. of mol} = \frac{\text{mass}}{\text{gfm}} = \frac{4}{16} = 0.25\text{mol}$ <input checked="" type="checkbox"/> A $\text{gfm He} = 4\text{g} \therefore \text{no. of mol} = \frac{\text{mass}}{\text{gfm}} = \frac{1}{4} = 0.25\text{mol}$ <input checked="" type="checkbox"/> B $\text{gfm H}_2 = 2\text{g} \therefore \text{no. of mol} = \frac{\text{mass}}{\text{gfm}} = \frac{1}{2} = 0.5\text{mol}$ <input checked="" type="checkbox"/> C $\text{gfm N}_2 = 28\text{g} \therefore \text{no. of mol} = \frac{\text{mass}}{\text{gfm}} = \frac{3.5}{28} = 0.125\text{mol}$ <input checked="" type="checkbox"/> D $\text{gfm Cl}_2 = 71\text{g} \therefore \text{no. of mol} = \frac{\text{mass}}{\text{gfm}} = \frac{35.5}{71} = 0.5\text{mol}$															
15	C	$\text{MgCO}_3 + 2\text{HNO}_3 \rightarrow \text{Mg(NO}_3)_2 + \text{H}_2\text{O} + \text{CO}_2$ <table style="margin-left: auto; margin-right: auto; border-collapse: collapse;"> <tr> <td style="padding: 0 10px;">1mol</td> <td style="padding: 0 10px;">2mol</td> <td style="padding: 0 10px;">1mol</td> <td style="padding: 0 10px;">1mol</td> <td style="padding: 0 10px;">1mol</td> </tr> <tr> <td style="padding: 0 10px;">0.05mol</td> <td style="padding: 0 10px;">0.1mol</td> <td style="padding: 0 10px;">0.05mol</td> <td style="padding: 0 10px;">0.05mol</td> <td style="padding: 0 10px;">0.05mol</td> </tr> </table> <p>Only 0.06mol of nitric acid available but 0.1mol nitric acid needed to react with all 0.05mol MgCO₃ \therefore Nitric acid HNO₃ is the limiting factor.</p> <table style="margin-left: auto; margin-right: auto; border-collapse: collapse;"> <tr> <td style="padding: 0 10px;">0.03mol</td> <td style="padding: 0 10px;">0.06mol</td> <td style="padding: 0 10px;">0.03mol</td> <td style="padding: 0 10px;">0.03mol</td> <td style="padding: 0 10px;">0.03mol</td> </tr> </table> <input checked="" type="checkbox"/> A 0.03mol of CO ₂ gas produced <input checked="" type="checkbox"/> B 0.03mol of MgCO ₃ produced <input checked="" type="checkbox"/> C 0.03mol of MgCO ₃ reacted \therefore 0.02mol of MgCO ₃ remaining <input checked="" type="checkbox"/> D nitric acid HNO ₃ is the limiting factor so all 0.06mol are used up.	1mol	2mol	1mol	1mol	1mol	0.05mol	0.1mol	0.05mol	0.05mol	0.05mol	0.03mol	0.06mol	0.03mol	0.03mol	0.03mol
1mol	2mol	1mol	1mol	1mol													
0.05mol	0.1mol	0.05mol	0.05mol	0.05mol													
0.03mol	0.06mol	0.03mol	0.03mol	0.03mol													
16	D	<input checked="" type="checkbox"/> A O atom in C=O bonds have δ^- charges so will not be attracted to each other <input checked="" type="checkbox"/> B C-H bond is non-polar due to similar electronegativity so no dipole <input checked="" type="checkbox"/> C C-H bonds are non-polar due to similar electronegativity so no dipoles <input checked="" type="checkbox"/> D C in C=O bond has δ^+ charge and is attracted to δ^- charge on other C=O bond															
17	B	$\text{atom economy} = \frac{\text{mass of useful products}}{\text{total mass of reactants}} \times 100 = \frac{(4 \times 55.8)}{(2 \times 159.6) + (3 \times 12)} \times 100 = \frac{223.2}{319.2 + 36} \times 100 = 62.8\%$															
18	B	$\text{C}_3\text{H}_8(\text{g}) + 5\text{O}_2(\text{g}) \rightarrow 3\text{CO}_2(\text{g}) + 4\text{H}_2\text{O}(\text{l})$ <table style="margin-left: auto; margin-right: auto; border-collapse: collapse;"> <tr> <td style="padding: 0 10px;">1mol</td> <td style="padding: 0 10px;">5mol</td> <td style="padding: 0 10px;">3mol</td> <td style="padding: 0 10px;">4mol</td> </tr> <tr> <td style="padding: 0 10px;">1vol</td> <td style="padding: 0 10px;">5vol</td> <td style="padding: 0 10px;">3vol</td> <td style="padding: 0 10px;">negligible volume</td> </tr> <tr> <td style="padding: 0 10px;">100cm³</td> <td style="padding: 0 10px;">500cm³</td> <td style="padding: 0 10px;">300cm³</td> <td style="padding: 0 10px;">-</td> </tr> </table> <p style="text-align: center;">(+100cm³ O₂ leftover)</p> Total Volume at end of reaction = 300cm ³ CO ₂ + 100cm ³ leftover O ₂ = 400cm ³	1mol	5mol	3mol	4mol	1vol	5vol	3vol	negligible volume	100cm ³	500cm ³	300cm ³	-			
1mol	5mol	3mol	4mol														
1vol	5vol	3vol	negligible volume														
100cm ³	500cm ³	300cm ³	-														
19	B	Step 1: 60% of 100% = $\frac{60}{100} \times 100\% = 60\%$ Step 2: 90% of 60% = $\frac{90}{100} \times 60\% = 54\%$															
20	C	<input checked="" type="checkbox"/> A Volume of gas must be reduced as volume of acid is reduced (zinc in excess) <input checked="" type="checkbox"/> B Initial Rate of reaction must be increased as lumps replaced by powder <input checked="" type="checkbox"/> C Initial rate must be greater and final volume of gas must be reduced <input checked="" type="checkbox"/> D Initial Rate of reaction must be increased as lumps replaced by powder															

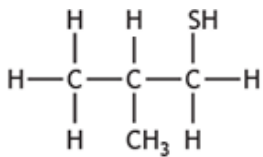
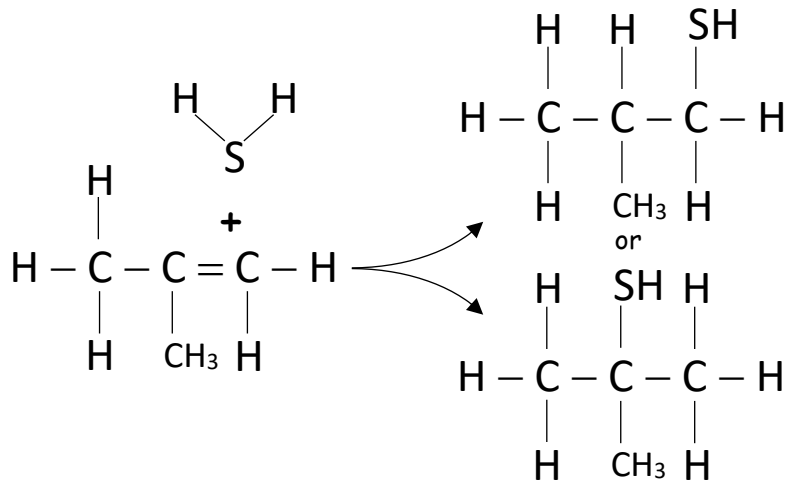
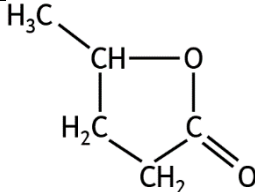
21	A	$\Delta H_1 = \Delta H_2 + \Delta H_3 + \Delta H_4$ $\Delta H_2 = \Delta H_1 - \Delta H_3 - \Delta H_4$ $b = a - c - d$
22	D	<input checked="" type="checkbox"/> A Higher Activation Energy will make a successful collision less likely to happen. <input checked="" type="checkbox"/> B The higher the kinetic energy of reactants the more like the collision will have sufficient energy to react. <input checked="" type="checkbox"/> C Higher the concentration the higher the likelihood of a successful collision <input checked="" type="checkbox"/> D Whether a reaction is exothermic or endothermic has no bearing on the reaction rate.
23	C	<input checked="" type="checkbox"/> A no change in pressure from reactants to products ∴ lowering pressure has no effect <input checked="" type="checkbox"/> B lowering pressure favours pressure increasing reaction (reverse reaction) <input checked="" type="checkbox"/> C lowering pressure favours pressure increasing reaction (forward reaction) <input checked="" type="checkbox"/> D lowering pressure favours pressure increasing reaction (reverse reaction)
24	A	<input checked="" type="checkbox"/> A Increasing the temperature moves the curve to the right. <input checked="" type="checkbox"/> B Increasing the temperature moves the curve to the right not the left. <input checked="" type="checkbox"/> C E_a does not change when temperature is changed <input checked="" type="checkbox"/> D Area under curve should be same as same number of particles.
25	D	

2019 Higher Chemistry Marking Scheme

Long Qu	Answer	Reasoning										
1a(i)	Answer showing:	$\text{Na}_2\text{S}_2\text{O}_3 + 2\text{HCl} \longrightarrow \text{S} + \text{SO}_2 + 2\text{NaCl} + \text{H}_2\text{O}$										
1a(ii) Part A	<table border="1" style="display: inline-table; border-collapse: collapse;"> <tr><td>A</td><td>0</td></tr> <tr><td>B</td><td>10</td></tr> <tr><td>C</td><td>20</td></tr> <tr><td>D</td><td>30</td></tr> <tr><td>E</td><td>40</td></tr> </table>	A	0	B	10	C	20	D	30	E	40	For the concentration of thiosulphate to be varied, the total volume of the solution must be kept constant. The total volume of sodium thiosulphate solution and water is 50 cm ³ in each experiment.
A	0											
B	10											
C	20											
D	30											
E	40											
1a(ii) Part B	35.1	$\text{Rate} = \frac{1}{\text{Time}} \quad \therefore \text{time} = \frac{1}{\text{Rate}} = \frac{1}{0.0285} = 35.1\text{s}$										
1a(iii)	12±1	For doubling of rate from 0.02s ⁻¹ to 0.04s ⁻¹ $\left. \begin{array}{l} \text{Temperature at } 0.02\text{s}^{-1} = 44^\circ\text{C} \\ \text{Temperature at } 0.04\text{s}^{-1} = 56^\circ\text{C} \end{array} \right\} \text{Change in temperature} = 12^\circ\text{C}$										
1b	Sufficient Energy to React And Correct Geometry	<table border="1" style="width: 100%; border-collapse: collapse;"> <tr> <td style="width: 10%;">1st Mark:</td> <td style="width: 20%;">sufficient or enough energy</td> <td style="width: 20%;">energy equal to or greater than the activation energy</td> <td style="width: 50%;">minimum/ enough energy to form an activated complex</td> </tr> <tr> <td>2nd Mark:</td> <td colspan="3" style="text-align: center;">(Collision must occur with) suitable/correct/geometry/orientation</td> </tr> </table>	1 st Mark:	sufficient or enough energy	energy equal to or greater than the activation energy	minimum/ enough energy to form an activated complex	2 nd Mark:	(Collision must occur with) suitable/correct/geometry/orientation				
1 st Mark:	sufficient or enough energy	energy equal to or greater than the activation energy	minimum/ enough energy to form an activated complex									
2 nd Mark:	(Collision must occur with) suitable/correct/geometry/orientation											
1c(i)	X at peak on curve	The top of the hill (peak on the curve) is the activated complex where the bonds of the reactants are half broken and the bonds of the products are half formed.										
1c(ii)		A catalyst lowers the activation energy without changing the position of the reactants or products. This means that the top of the hill is lowered. The enthalpy change is the same as the positions of the reactants and products are unchanged.										
2a(i)	Increasing number of protons or increasing nuclear charge	Going across a period does not increase the size of an atom as it is the same outer shell which is being filled up. The increased positive charge in the nucleus attracts the outer shell into more as you go across a period.										
2a(ii)	One answer from:	<table border="1" style="width: 100%; border-collapse: collapse;"> <tr> <td style="width: 25%;">Increased screening/shielding</td> <td style="width: 25%;">Covalent radius increases</td> <td style="width: 25%;">Atom size increases</td> <td style="width: 25%;">More shells so less attraction of nucleus for outer electron decreases</td> </tr> </table>	Increased screening/shielding	Covalent radius increases	Atom size increases	More shells so less attraction of nucleus for outer electron decreases						
Increased screening/shielding	Covalent radius increases	Atom size increases	More shells so less attraction of nucleus for outer electron decreases									
2b(i)	$\text{N}^+(\text{g}) \rightarrow \text{N}^{2+}(\text{g}) + \text{e}^-$	1 st Ionisation Energy: The removal of one mole of electrons from one mole of atoms in the gaseous state. 2 nd Ionisation Energy: The removal of one mole of electrons from one mole of 1+ ions in the gaseous state.										
2b(ii)	Answer to Include:	<table border="1" style="width: 100%; border-collapse: collapse;"> <tr> <td style="width: 10%;">1st Mark:</td> <td style="width: 30%;">The 6th ionisation energy involves removing an electron from the shell which is full/stable/closer to the nucleus</td> <td style="width: 10%;">or</td> <td style="width: 50%;">the 6th electron is removed from the electron shell which is inner/full/stable/closer to the nucleus</td> </tr> <tr> <td>2nd Mark:</td> <td>The 6th electron is less shielded</td> <td>or</td> <td>the 6th electron is more strongly attracted to/pulled towards the nucleus.</td> </tr> </table>	1 st Mark:	The 6th ionisation energy involves removing an electron from the shell which is full/stable/closer to the nucleus	or	the 6th electron is removed from the electron shell which is inner/full/stable/closer to the nucleus	2 nd Mark:	The 6th electron is less shielded	or	the 6th electron is more strongly attracted to/pulled towards the nucleus.		
1 st Mark:	The 6th ionisation energy involves removing an electron from the shell which is full/stable/closer to the nucleus	or	the 6th electron is removed from the electron shell which is inner/full/stable/closer to the nucleus									
2 nd Mark:	The 6th electron is less shielded	or	the 6th electron is more strongly attracted to/pulled towards the nucleus.									
2c	<p>1st Mark: Al forms Al³⁺ ion P forms P³⁻ ion</p> <p>2nd Mark: P³⁻ ion has one more electron shell than Al³⁺ ion</p>	Phosphorus atoms have electron arrangement of 2,8,5 and form P ³⁻ ions which have electron arrangement of 2,8,8 Aluminium atoms have electron arrangement of 2,8,3 and form Al ³⁺ ions which have electron arrangement of 2,8 Phosphide P ³⁻ ion has one more electron shell than aluminium Al ³⁺ ion.										
2d	Radius Ratio = 0.96 Caesium Chloride Structure	$\text{Radius ratio} = \frac{\text{Radius of positive ion}}{\text{Radius of negative ion}} = \frac{135}{140} = 0.96$										

3	Open Question Answer to Include:	3 mark answer	2 mark answer	1 mark answer									
		Demonstrates a good understanding of the chemistry involved. A good comprehension of the chemistry has provided in a logically correct, including a statement of the principles involved and the application of these to respond to the problem.	Demonstrates a reasonable understanding of the chemistry involved, making some statement(s) which are relevant to the situation, showing that the problem is understood.	Demonstrates a limited understanding of the chemistry involved. The candidate has made some statement(s) which are relevant to the situation, showing that at least a little of the chemistry within the problem is understood.									
4a(i)	Biological catalyst	An enzyme is a protein which acts as a catalyst for the chemical reactions inside living things.											
4a(ii)	4.5	Mass of cider = $1.36\text{g/cm}^3 \times 50\text{cm}^3 = 68\text{g}$ $\% \text{mass of alcohol} = \frac{\text{Mass of alcohol}}{\text{Mass of cider}} \times 100 = \frac{3.05}{68} \times 100 = 4.48\%$											
4b(i)	Carbon dioxide	$\begin{array}{ccccccc} \text{Malic acid} & \longrightarrow & \text{Lactic Acid} & + & \text{X} \\ \text{C}_4\text{H}_6\text{O}_5 & \longrightarrow & \text{C}_3\text{H}_6\text{O}_3 & + & \text{CO}_2 \end{array}$											
4b(ii) Part A	0.25	$R_f = \frac{\text{Distance moved by substance}}{\text{Distance moved by solvent}} = \frac{4.1}{16.4} = 0.25$											
4b(ii) Part B	Sample 4 or Cider B	Problem Solving: Cider B/Sample 4 is the only cider that has no malic acid spot at 4.1 indicating all the malic acid has turned into lactic acid											
4c	Propane-1,2,3-triol	 <p style="text-align: center;">glycerol</p> <p style="text-align: center;">Propane-1,2,3-triol</p> <p style="text-align: center;">3 carbons Single bonds between carbons Functional groups on Carbons 1,2,3 3 hydroxyl -OH groups</p>											
4d(i)	Answer to include:	<table border="1" style="width: 100%; border-collapse: collapse;"> <tr> <td style="width: 15%;">1st Mark:</td> <td>Molecule is polar due to hydroxyl groups or Can form hydrogen bonds due to hydroxyl groups</td> </tr> <tr> <td>2nd Mark:</td> <td>Solubility increases as more polar hydroxyl groups are added (and increases hydrogen bonding)</td> </tr> </table>			1 st Mark:	Molecule is polar due to hydroxyl groups or Can form hydrogen bonds due to hydroxyl groups	2 nd Mark:	Solubility increases as more polar hydroxyl groups are added (and increases hydrogen bonding)					
1 st Mark:	Molecule is polar due to hydroxyl groups or Can form hydrogen bonds due to hydroxyl groups												
2 nd Mark:	Solubility increases as more polar hydroxyl groups are added (and increases hydrogen bonding)												
4d(ii)	2-methylbutanoic acid	 <p style="text-align: center;">ethyl 2-methylbutanoate + H₂O → 2-methylbutanoic acid + ethanol</p>											
4d(iii)	2-methylbuta-1,3-diene or isoprene	 <p style="text-align: center;">2-methylbuta-1,3-diene</p>											
4e(i)	Carbonyl	<table border="1" style="width: 100%; border-collapse: collapse; text-align: center;"> <tr> <td>$\begin{array}{c} \text{O} \\ \\ -\text{C}- \end{array}$</td> <td>$\begin{array}{c} \text{O} \\ \\ -\text{C}-\text{OH} \end{array}$</td> <td>$\begin{array}{c} \text{O} \\ \\ -\text{C}-\text{H} \end{array}$</td> <td>$\begin{array}{c} \text{O} \\ \\ \text{C}-\text{C}-\text{C} \end{array}$</td> </tr> <tr> <td>carbonyl group</td> <td>carboxyl group</td> <td>aldehyde group</td> <td>ketone group</td> </tr> </table>				$\begin{array}{c} \text{O} \\ \\ -\text{C}- \end{array}$	$\begin{array}{c} \text{O} \\ \\ -\text{C}-\text{OH} \end{array}$	$\begin{array}{c} \text{O} \\ \\ -\text{C}-\text{H} \end{array}$	$\begin{array}{c} \text{O} \\ \\ \text{C}-\text{C}-\text{C} \end{array}$	carbonyl group	carboxyl group	aldehyde group	ketone group
$\begin{array}{c} \text{O} \\ \\ -\text{C}- \end{array}$	$\begin{array}{c} \text{O} \\ \\ -\text{C}-\text{OH} \end{array}$	$\begin{array}{c} \text{O} \\ \\ -\text{C}-\text{H} \end{array}$	$\begin{array}{c} \text{O} \\ \\ \text{C}-\text{C}-\text{C} \end{array}$										
carbonyl group	carboxyl group	aldehyde group	ketone group										

4e(ii)	Ethanoic acid	<p>Primary Alcohol Ethanol \longrightarrow Aldehyde Ethanal \longrightarrow Carboxylic acid Ethanoic acid</p>																
5a(i)	-694	<table border="1"> <thead> <tr> <th colspan="2">Bond Breaking Steps</th> <th colspan="2">Bond Forming Steps</th> </tr> </thead> <tbody> <tr> <td>4xC-H bonds</td> <td>4x 412kJ = 1648kJ</td> <td>2xC=O bonds</td> <td>2x 743kJ = 1486kJ</td> </tr> <tr> <td>2xO=O bond</td> <td>2x 498kJ = 996kJ</td> <td>4xO-H bonds</td> <td>4x 463kJ = 1852kJ</td> </tr> <tr> <td>Total bond breaking</td> <td>= 2644kJ</td> <td>Total bond Forming</td> <td>= 3338kJ</td> </tr> </tbody> </table> <p>Enthalpy change = +2644 - 3338 = -694kJ mol⁻¹</p> <p>$\Delta H = \Sigma \text{Bond enthalpies for bonds broken} - \Sigma \text{Bond enthalpies for bonds formed}$</p> <p>$\Delta H = 2644 - 3338$</p> <p>$\Delta H = -694 \text{ kJ mol}^{-1}$</p>	Bond Breaking Steps		Bond Forming Steps		4xC-H bonds	4x 412kJ = 1648kJ	2xC=O bonds	2x 743kJ = 1486kJ	2xO=O bond	2x 498kJ = 996kJ	4xO-H bonds	4x 463kJ = 1852kJ	Total bond breaking	= 2644kJ	Total bond Forming	= 3338kJ
Bond Breaking Steps		Bond Forming Steps																
4xC-H bonds	4x 412kJ = 1648kJ	2xC=O bonds	2x 743kJ = 1486kJ															
2xO=O bond	2x 498kJ = 996kJ	4xO-H bonds	4x 463kJ = 1852kJ															
Total bond breaking	= 2644kJ	Total bond Forming	= 3338kJ															
5a(ii)	Answer to include:	Mean bond enthalpy is an average energy from a number of compounds. Bond enthalpy relates to only one particular compound or molecule.																
5a(iii)	0.367	<p>no. of moles = $\frac{\text{Volume}}{\text{Molar Volume}} = \frac{0.200\text{litres}}{24 \text{ litres mol}^{-1}} = 0.00833\text{mol}$</p> <p>$\text{CH}_4(\text{g}) + 2\text{O}_2(\text{g}) \longrightarrow \text{CO}_2(\text{g}) + 2\text{H}_2\text{O}(\text{l})$</p> <p>1mol 2mol 1mol 2mol</p> <p>0.00833mol 0.00833mol</p> <p>mass = no. of mol x gfm = 0.00833 x 44 = 0.367g</p>																
5b(i)	Record the mass of burner before and after heating	The before and after masses of the spirit burner (including lid) are needed to calculate the change in mass of the spirit burner and this change in mass is the mass of heptane burned.																
5b(ii)	-3496	<p>Heat Energy = Specific Heat Capacity x Mass x Change In Temperature</p> <p>$E_h = c \times m \times \Delta T$</p> <p>$E_h = 4.18 \text{ kJ kg}^{-1} \text{ }^\circ\text{C}^{-1} \times 0.4\text{kg} \times 23^\circ\text{C}$</p> <p>$E_h = 38.456 \text{ kJ}$</p> <p>gfm Heptane C₇H₁₆ = (7x12) + (16x1) = 84 + 16 = 100g</p> <p>1.1g heptane \longleftrightarrow 38.456kJ</p> <p>1mol heptane = 100g heptane \longleftrightarrow 38.456kJ x ¹⁰⁰/_{1.1}</p> <p>= -3496kJ mol⁻¹</p>																
5b(iii)	One answer from:	<table border="1"> <tr> <td>Loss of heat to surroundings</td> <td>Incomplete combustion</td> <td>Loss by evaporation</td> </tr> <tr> <td>Absorption of heat by glass/beaker/can</td> <td>No stirring</td> <td>No lid on container</td> </tr> </table>	Loss of heat to surroundings	Incomplete combustion	Loss by evaporation	Absorption of heat by glass/beaker/can	No stirring	No lid on container										
Loss of heat to surroundings	Incomplete combustion	Loss by evaporation																
Absorption of heat by glass/beaker/can	No stirring	No lid on container																
6a(i) Part A	Same number of electrons or Same strength of LDF	Both molecules have identical number of electrons (34) so have the same ability to form London Dispersion Forces between molecules (due to formation of temporary dipoles in their electron clouds). The difference between the molecules must be caused by other intermolecular forces.																
6a(i) Part B	Answer to include:	<table border="1"> <tr> <td>1st mark:</td> <td>Propan-1-ol has stronger intermolecular forces than ethanethiol</td> <td>Intermolecular forces in propan-1-ol take more energy to break than those in ethanethiol</td> </tr> <tr> <td>2nd mark:</td> <td colspan="2">Intermolecular bonds in propan-1-ol are hydrogen bonds and intermolecular bonds in ethanethiol are permanent dipole to permanent dipole attractions</td> </tr> </table>	1 st mark:	Propan-1-ol has stronger intermolecular forces than ethanethiol	Intermolecular forces in propan-1-ol take more energy to break than those in ethanethiol	2 nd mark:	Intermolecular bonds in propan-1-ol are hydrogen bonds and intermolecular bonds in ethanethiol are permanent dipole to permanent dipole attractions											
1 st mark:	Propan-1-ol has stronger intermolecular forces than ethanethiol	Intermolecular forces in propan-1-ol take more energy to break than those in ethanethiol																
2 nd mark:	Intermolecular bonds in propan-1-ol are hydrogen bonds and intermolecular bonds in ethanethiol are permanent dipole to permanent dipole attractions																	
6a(ii)	methanethiol	<table border="1"> <tr> <td>Alkane:</td> <td>Methane CH₄</td> <td>Ethane C₂H₆</td> <td>Propane C₃H₈</td> </tr> <tr> <td>Thiol:</td> <td>Methanethiol CH₃SH</td> <td>Ethanethiol C₂H₅SH</td> <td>Propanethiol C₃H₇SH</td> </tr> </table>	Alkane:	Methane CH ₄	Ethane C ₂ H ₆	Propane C ₃ H ₈	Thiol:	Methanethiol CH ₃ SH	Ethanethiol C ₂ H ₅ SH	Propanethiol C ₃ H ₇ SH								
Alkane:	Methane CH ₄	Ethane C ₂ H ₆	Propane C ₃ H ₈															
Thiol:	Methanethiol CH ₃ SH	Ethanethiol C ₂ H ₅ SH	Propanethiol C ₃ H ₇ SH															
6a(iii)	11.853mg	<p>1cm³ air \longleftrightarrow 2.7x10⁻⁷mg</p> <p>1 litre air \longleftrightarrow 2.7x10⁻⁴mg</p> <p>43900 litres air \longleftrightarrow 2.7x10⁻⁴mg x ⁴³⁹⁰⁰/₁ = 11.853mg or 0.0118g</p>																
6b(i)	-SH group is attached to carbon which is attached to 3 other carbons	<table border="1"> <thead> <tr> <th>Primary Thiol</th> <th>Secondary Thiol</th> <th>Tertiary Thiol</th> </tr> </thead> <tbody> <tr> <td>-SH group attached to carbon which is attached to 0 or 1 other carbons atoms</td> <td>-SH group attached to carbon which is attached to 2 other carbon atoms.</td> <td>-SH group attached to carbon which is attached to 3 other carbon atoms.</td> </tr> <tr> <td>-SH group attached to carbon which is attached to 2 hydrogen atoms.</td> <td>-SH group attached to carbon which is attached to 1 hydrogen atom.</td> <td>-SH group attached to carbon which is attached to no hydrogen atoms.</td> </tr> </tbody> </table>	Primary Thiol	Secondary Thiol	Tertiary Thiol	-SH group attached to carbon which is attached to 0 or 1 other carbons atoms	-SH group attached to carbon which is attached to 2 other carbon atoms.	-SH group attached to carbon which is attached to 3 other carbon atoms.	-SH group attached to carbon which is attached to 2 hydrogen atoms.	-SH group attached to carbon which is attached to 1 hydrogen atom.	-SH group attached to carbon which is attached to no hydrogen atoms.							
Primary Thiol	Secondary Thiol	Tertiary Thiol																
-SH group attached to carbon which is attached to 0 or 1 other carbons atoms	-SH group attached to carbon which is attached to 2 other carbon atoms.	-SH group attached to carbon which is attached to 3 other carbon atoms.																
-SH group attached to carbon which is attached to 2 hydrogen atoms.	-SH group attached to carbon which is attached to 1 hydrogen atom.	-SH group attached to carbon which is attached to no hydrogen atoms.																

6b(ii) Part A																		
6b(ii) Part B	41.2	<p>2-methylpropene + hydrogen sulphide \longrightarrow 2-methyl-2-propanethiol</p> <p>1mol 1mol</p> <p>56.0g 90.1g</p> <p>30.5g $90.1g \times \frac{30.5}{56.0}$</p> <p>= 49.07g</p> <p>$\% \text{Yield} = \frac{\text{Actual}}{\text{Theoretical}} \times 100 \quad \therefore \text{Actual} = \frac{\% \text{Yield} \times \text{Theoretical}}{100} = \frac{84 \times 49.07}{100} = 41.2g$</p>																
7a(i)	Propagation	<table border="1" style="width: 100%; border-collapse: collapse;"> <thead> <tr> <th style="width: 15%;">Step</th> <th style="width: 40%;">Reactants (before Arrow)</th> <th style="width: 10%; text-align: center;">\longrightarrow</th> <th style="width: 35%;">Products (after Arrow)</th> </tr> </thead> <tbody> <tr> <td>Initiation</td> <td>No free radicals on Reactant Side</td> <td style="text-align: center;">\longrightarrow</td> <td>Free radicals on Product Side</td> </tr> <tr> <td>Propagation</td> <td colspan="3" style="text-align: center;">Free Radicals found on both sides of arrow</td> </tr> <tr> <td>Termination</td> <td>Free radicals on Reactant Side</td> <td style="text-align: center;">\longrightarrow</td> <td>No free radicals on Product Side</td> </tr> </tbody> </table>	Step	Reactants (before Arrow)	\longrightarrow	Products (after Arrow)	Initiation	No free radicals on Reactant Side	\longrightarrow	Free radicals on Product Side	Propagation	Free Radicals found on both sides of arrow			Termination	Free radicals on Reactant Side	\longrightarrow	No free radicals on Product Side
Step	Reactants (before Arrow)	\longrightarrow	Products (after Arrow)															
Initiation	No free radicals on Reactant Side	\longrightarrow	Free radicals on Product Side															
Propagation	Free Radicals found on both sides of arrow																	
Termination	Free radicals on Reactant Side	\longrightarrow	No free radicals on Product Side															
7a(ii)	uv/ultraviolet	Ultraviolet light can cause the formation of free radicals as energy in the uv light can cause bonds to split and the two electrons in the bond separate one to each side. This means there are unpaired electrons which are called free radical. This breaks the plastic down in to smaller chunks that can be digested by bacteria.																
7a(iii)	Anti-oxidant or Free Radical Scavenger	Free Radical Scavengers and anti-oxidants quickly react with any free radical particles going and prevent future propagation steps which would prolong the breakdown of the plastics.																
7b(i)	Water/H ₂ O	5-hydroxypentanoic acid = C ₅ H ₁₀ O ₃ lactone = C ₅ H ₈ O ₂ Difference = H ₂ O																
7b(ii)		One less carbon between Carboxyl -COOH group and Hydroxyl group \therefore One less carbon in lactone ring i.e. ring has 4 carbons plus 1 oxygen in ring Carbon with hydroxyl -OH group has methyl -CH ₃ group sticking off it \therefore Methyl -CH ₃ group sticking off C on other side of -O-C=O ester group																
7b(iii)	3-hydroxybutanoic acid	<h2 style="text-align: center;">3-hydroxybutanoic acid</h2> <div style="display: flex; justify-content: space-around; text-align: center;"> <div style="width: 15%;">-OH on C₃</div> <div style="width: 25%;">-OH side group</div> <div style="width: 20%;">Four carbon main chain</div> <div style="width: 35%;">Carboxyl -COOH functional group</div> </div>																

8a(i)	6																																																																										
8a(ii)	London Dispersion Forces	There are three forms of van der Waals' Attraction. London Dispersion forces are found in all substances but are the weakest form of intermolecular attraction. Permanent dipole to permanent dipole attractions are stronger than London Dispersion Forces and Hydrogen Bonding is the strongest form of van der Waals' attraction.																																																																									
8b(i)	Answer to include:	<table border="1" style="width: 100%; border-collapse: collapse;"> <tr> <td style="width: 15%;">1st Mark:</td> <td>Dissolve gelatin (in small volume of deionised water)</td> </tr> <tr> <td>2nd Mark:</td> <td>Transfer quantitatively/with rinsings/with washings</td> </tr> <tr> <td>3rd Mark:</td> <td>Fill to the mark/line (on volumetric/standard flask)</td> </tr> </table>	1 st Mark:	Dissolve gelatin (in small volume of deionised water)	2 nd Mark:	Transfer quantitatively/with rinsings/with washings	3 rd Mark:	Fill to the mark/line (on volumetric/standard flask)																																																																			
1 st Mark:	Dissolve gelatin (in small volume of deionised water)																																																																										
2 nd Mark:	Transfer quantitatively/with rinsings/with washings																																																																										
3 rd Mark:	Fill to the mark/line (on volumetric/standard flask)																																																																										
8b(ii)	11.0	<table border="1" style="width: 100%; border-collapse: collapse; text-align: center;"> <tr> <td>Concentration (%)</td> <td>2.0</td> <td>4.0</td> <td>6.0</td> <td>8.0</td> <td>10.0</td> </tr> <tr> <td>Viscosity (units)</td> <td>1.0</td> <td>2.0</td> <td>4.0</td> <td>7.0</td> <td>(-)</td> </tr> <tr> <td>Difference</td> <td></td> <td>1.0</td> <td>2.0</td> <td>3.0</td> <td>(4.0)</td> </tr> <tr> <td>Prediction (units)</td> <td>(-)</td> <td>(-)</td> <td>(-)</td> <td>(-)</td> <td>11.0</td> </tr> </table>	Concentration (%)	2.0	4.0	6.0	8.0	10.0	Viscosity (units)	1.0	2.0	4.0	7.0	(-)	Difference		1.0	2.0	3.0	(4.0)	Prediction (units)	(-)	(-)	(-)	(-)	11.0																																																	
Concentration (%)	2.0	4.0	6.0	8.0	10.0																																																																						
Viscosity (units)	1.0	2.0	4.0	7.0	(-)																																																																						
Difference		1.0	2.0	3.0	(4.0)																																																																						
Prediction (units)	(-)	(-)	(-)	(-)	11.0																																																																						
8c(i)	Enzyme Changes shape or denatured	Enzymes are specifically shaped globular proteins which denature when heated. Denaturing is caused by the 3D structure of the protein in the enzyme changing. This 3D structure is held by various types of bonding e.g. hydrogen bonding. Once the enzyme has changed shape, the substrate molecule no longer fits the enzyme active site and the enzyme no longer catalyses the reaction.																																																																									
8c(ii)	37.88	$13.2\text{mg bromelain} \longleftrightarrow 1\text{g pineapple}$ $500\text{mg bromelain} \longleftrightarrow 1\text{g} \times \frac{500}{13.2}$ $= 37.88\text{g}$																																																																									
9a(i)	$+220 \pm 2$	Activation Energy (forward reaction) is measure from: R to Activated Complex = $220 - 0 = +220\text{kJ mol}^{-1}$ NB: Activation energy are always endothermic with a positive value.																																																																									
9a(ii)	One Answer from:	<table border="1" style="width: 100%; border-collapse: collapse; text-align: center;"> <tr> <td style="width: 33%;">Favours the endothermic/ reverse reaction</td> <td style="width: 33%;">(Forward) reaction is exothermic</td> <td style="width: 33%;">Reverse reaction is endothermic</td> </tr> </table>	Favours the endothermic/ reverse reaction	(Forward) reaction is exothermic	Reverse reaction is endothermic																																																																						
Favours the endothermic/ reverse reaction	(Forward) reaction is exothermic	Reverse reaction is endothermic																																																																									
9b	Diagram showing:	<table border="1" style="width: 100%; border-collapse: collapse;"> <tr> <td style="width: 50%; text-align: center;">workable method for removal of HCl but allowing Cl₂ to pass through water (1mark)</td> <td style="width: 50%; text-align: center;">workable method to collect gas (1mark)</td> </tr> <tr> <td style="text-align: center;"> </td> <td style="text-align: center;"> </td> </tr> </table>	workable method for removal of HCl but allowing Cl ₂ to pass through water (1mark)	workable method to collect gas (1mark)																																																																							
workable method for removal of HCl but allowing Cl ₂ to pass through water (1mark)	workable method to collect gas (1mark)																																																																										
9c	-391	<table style="width: 100%; border-collapse: collapse;"> <tr> <td style="width: 5%; text-align: center;">①</td> <td style="width: 5%;"></td> <td style="width: 10%;">C</td> <td style="width: 5%;">$+$</td> <td style="width: 10%;">$2H_2$</td> <td style="width: 5%;">\rightarrow</td> <td style="width: 10%;">CH_4</td> <td style="width: 10%;"></td> <td style="width: 10%;">$\Delta H = -75\text{ kJ mol}^{-1}$</td> </tr> <tr> <td style="text-align: center;">②</td> <td></td> <td>C</td> <td>$+$</td> <td>$2Cl_2$</td> <td>\rightarrow</td> <td>CCl_4</td> <td></td> <td>$\Delta H = -98\text{ kJ mol}^{-1}$</td> </tr> <tr> <td style="text-align: center;">③</td> <td></td> <td>$\frac{1}{2}H_2$</td> <td>$+$</td> <td>$\frac{1}{2}Cl_2$</td> <td>\rightarrow</td> <td>HCl</td> <td></td> <td>$\Delta H = -92\text{ kJ mol}^{-1}$</td> </tr> <tr> <td style="text-align: center;">① x-1</td> <td></td> <td></td> <td></td> <td>CH_4</td> <td>\rightarrow</td> <td>C</td> <td>$+$</td> <td>$2H_2$</td> </tr> <tr> <td style="text-align: center;">②</td> <td></td> <td>C</td> <td>$+$</td> <td>$2Cl_2$</td> <td>\rightarrow</td> <td>CCl_4</td> <td></td> <td>$\Delta H = -98\text{ kJ mol}^{-1}$</td> </tr> <tr> <td style="text-align: center;">③ x4</td> <td></td> <td>$2H_2$</td> <td>$+$</td> <td>$2Cl_2$</td> <td>\rightarrow</td> <td>$4HCl$</td> <td></td> <td>$\Delta H = -368\text{ kJ mol}^{-1}$</td> </tr> <tr> <td></td> <td></td> <td colspan="7" style="text-align: center;">Add</td> </tr> <tr> <td style="text-align: center;">①'+②+③'</td> <td></td> <td>CH_4</td> <td>$+$</td> <td>$4Cl_2$</td> <td>\rightarrow</td> <td>CCl_4</td> <td>$+$</td> <td>$4HCl$</td> <td>$\Delta H = -391\text{ kJ mol}^{-1}$</td> </tr> </table>	①		C	$+$	$2H_2$	\rightarrow	CH_4		$\Delta H = -75\text{ kJ mol}^{-1}$	②		C	$+$	$2Cl_2$	\rightarrow	CCl_4		$\Delta H = -98\text{ kJ mol}^{-1}$	③		$\frac{1}{2}H_2$	$+$	$\frac{1}{2}Cl_2$	\rightarrow	HCl		$\Delta H = -92\text{ kJ mol}^{-1}$	① x-1				CH_4	\rightarrow	C	$+$	$2H_2$	②		C	$+$	$2Cl_2$	\rightarrow	CCl_4		$\Delta H = -98\text{ kJ mol}^{-1}$	③ x4		$2H_2$	$+$	$2Cl_2$	\rightarrow	$4HCl$		$\Delta H = -368\text{ kJ mol}^{-1}$			Add							①'+②+③'		CH_4	$+$	$4Cl_2$	\rightarrow	CCl_4	$+$	$4HCl$	$\Delta H = -391\text{ kJ mol}^{-1}$
①		C	$+$	$2H_2$	\rightarrow	CH_4		$\Delta H = -75\text{ kJ mol}^{-1}$																																																																			
②		C	$+$	$2Cl_2$	\rightarrow	CCl_4		$\Delta H = -98\text{ kJ mol}^{-1}$																																																																			
③		$\frac{1}{2}H_2$	$+$	$\frac{1}{2}Cl_2$	\rightarrow	HCl		$\Delta H = -92\text{ kJ mol}^{-1}$																																																																			
① x-1				CH_4	\rightarrow	C	$+$	$2H_2$																																																																			
②		C	$+$	$2Cl_2$	\rightarrow	CCl_4		$\Delta H = -98\text{ kJ mol}^{-1}$																																																																			
③ x4		$2H_2$	$+$	$2Cl_2$	\rightarrow	$4HCl$		$\Delta H = -368\text{ kJ mol}^{-1}$																																																																			
		Add																																																																									
①'+②+③'		CH_4	$+$	$4Cl_2$	\rightarrow	CCl_4	$+$	$4HCl$	$\Delta H = -391\text{ kJ mol}^{-1}$																																																																		

10a	Tap water contains metal ions/salts which are not found in deionised water	The tap water used might contained chloride ions or magnesium ions which would alter the concentration of either ions in the final solution. Deionised water or distilled water are free from ions.																				
10b(i)	Pipette Measuring cylinder	Pipettes are the most accurate method of transferring accurate volumes of solutions. Measuring cylinders do not provide an accurate measurement of volume, only approximate volumes.																				
10b(ii)	<table border="1"> <tr> <td>E</td> <td>C</td> <td>B</td> <td>D</td> <td>A</td> </tr> <tr> <td>1st Step</td> <td>2nd Step</td> <td>3rd Step</td> <td>4th Step</td> <td>5th Step</td> </tr> </table>	E	C	B	D	A	1 st Step	2 nd Step	3 rd Step	4 th Step	5 th Step	<table border="1"> <tr> <td>E</td> <td>Weigh the filter paper</td> </tr> <tr> <td>C</td> <td>Filter the precipitate</td> </tr> <tr> <td>B</td> <td>Wash the precipitate with water to remove any impurities</td> </tr> <tr> <td>D</td> <td>Dry the precipitate in an oven</td> </tr> <tr> <td>A</td> <td>Weigh the precipitate and the filter paper</td> </tr> </table>	E	Weigh the filter paper	C	Filter the precipitate	B	Wash the precipitate with water to remove any impurities	D	Dry the precipitate in an oven	A	Weigh the precipitate and the filter paper
E	C	B	D	A																		
1 st Step	2 nd Step	3 rd Step	4 th Step	5 th Step																		
E	Weigh the filter paper																					
C	Filter the precipitate																					
B	Wash the precipitate with water to remove any impurities																					
D	Dry the precipitate in an oven																					
A	Weigh the precipitate and the filter paper																					
10b(iii)	0.463	$\text{no. of mol} = \frac{\text{mass}}{\text{gfm}} = \frac{1.393}{143.3} = 0.00972\text{mol}$ $\text{MgCl}_{2(\text{aq})} + 2\text{AgNO}_{3(\text{aq})} \longrightarrow 2\text{AgCl}_{(\text{s})} + \text{Mg}(\text{NO}_3)_{2(\text{aq})}$ $\begin{array}{ccc} 1\text{mol} & & 2\text{mol} \\ 0.00486\text{mol} & & 0.00972\text{mol} \end{array}$ $\text{mass} = \text{no. of mol} \times \text{gfm} = 0.00486 \times 95.3 = 0.463\text{g}$																				
10c	96.0	$\% \text{ purity} = \frac{\text{mass of pure sample}}{\text{mass of impure sample}} \times 100 = \frac{2.403}{2.503} \times 100 = 96.0\%$																				
11	Open Question Answer to Include:	<table border="1"> <thead> <tr> <th>3 mark answer</th> <th>2 mark answer</th> <th>1 mark answer</th> </tr> </thead> <tbody> <tr> <td>Demonstrates a good understanding of the chemistry involved. A good comprehension of the chemistry has provided in a logically correct, including a statement of the principles involved and the application of these to respond to the problem.</td> <td>Demonstrates a reasonable understanding of the chemistry involved, making some statement(s) which are relevant to the situation, showing that the problem is understood.</td> <td>Demonstrates a limited understanding of the chemistry involved. The candidate has made some statement(s) which are relevant to the situation, showing that at least a little of the chemistry within the problem is understood.</td> </tr> </tbody> </table>	3 mark answer	2 mark answer	1 mark answer	Demonstrates a good understanding of the chemistry involved. A good comprehension of the chemistry has provided in a logically correct, including a statement of the principles involved and the application of these to respond to the problem.	Demonstrates a reasonable understanding of the chemistry involved, making some statement(s) which are relevant to the situation, showing that the problem is understood.	Demonstrates a limited understanding of the chemistry involved. The candidate has made some statement(s) which are relevant to the situation, showing that at least a little of the chemistry within the problem is understood.														
3 mark answer	2 mark answer	1 mark answer																				
Demonstrates a good understanding of the chemistry involved. A good comprehension of the chemistry has provided in a logically correct, including a statement of the principles involved and the application of these to respond to the problem.	Demonstrates a reasonable understanding of the chemistry involved, making some statement(s) which are relevant to the situation, showing that the problem is understood.	Demonstrates a limited understanding of the chemistry involved. The candidate has made some statement(s) which are relevant to the situation, showing that at least a little of the chemistry within the problem is understood.																				
12a(i)	Ionic Positively charged	Compound A has polar bonds which have permanent dipoles to allow interaction with water molecules. Compounds B+C have ionic charges which allow these compounds to interact with water.																				
12a(ii) Part A	Alkaline hydrolysis or saponification	Alkali will hydrolyse fats/oils into glycerol and three fatty acids. The alkali will then neutralise the fatty acids to form salts which act as soaps.																				
12a(ii) Part B	Answer to Include:	<table border="1"> <tr> <td>1st Mark</td> <td>ionic/hydrophilic part and a non-polar/hydrophobic part to molecule</td> </tr> <tr> <td>2nd Mark</td> <td>Head/COO⁻ part of the molecules dissolves in water (hydrophilic) Tail/hydrocarbon chain part of molecule dissolves in oil (hydrophobic)</td> </tr> <tr> <td>3rd Mark</td> <td> <table border="1"> <tr> <td>One from:</td> <td>Agitation cause small oil droplets to form</td> </tr> <tr> <td></td> <td>The (negatively-charged) ball-like structures repel each other</td> </tr> <tr> <td></td> <td>Soap/compound C allow emulsions to form or break oil into micelles.</td> </tr> </table> </td> </tr> </table>	1 st Mark	ionic/hydrophilic part and a non-polar/hydrophobic part to molecule	2 nd Mark	Head/COO ⁻ part of the molecules dissolves in water (hydrophilic) Tail/hydrocarbon chain part of molecule dissolves in oil (hydrophobic)	3 rd Mark	<table border="1"> <tr> <td>One from:</td> <td>Agitation cause small oil droplets to form</td> </tr> <tr> <td></td> <td>The (negatively-charged) ball-like structures repel each other</td> </tr> <tr> <td></td> <td>Soap/compound C allow emulsions to form or break oil into micelles.</td> </tr> </table>	One from:	Agitation cause small oil droplets to form		The (negatively-charged) ball-like structures repel each other		Soap/compound C allow emulsions to form or break oil into micelles.								
1 st Mark	ionic/hydrophilic part and a non-polar/hydrophobic part to molecule																					
2 nd Mark	Head/COO ⁻ part of the molecules dissolves in water (hydrophilic) Tail/hydrocarbon chain part of molecule dissolves in oil (hydrophobic)																					
3 rd Mark	<table border="1"> <tr> <td>One from:</td> <td>Agitation cause small oil droplets to form</td> </tr> <tr> <td></td> <td>The (negatively-charged) ball-like structures repel each other</td> </tr> <tr> <td></td> <td>Soap/compound C allow emulsions to form or break oil into micelles.</td> </tr> </table>	One from:	Agitation cause small oil droplets to form		The (negatively-charged) ball-like structures repel each other		Soap/compound C allow emulsions to form or break oil into micelles.															
One from:	Agitation cause small oil droplets to form																					
	The (negatively-charged) ball-like structures repel each other																					
	Soap/compound C allow emulsions to form or break oil into micelles.																					
12a(iii)	React edible oil with glycerol	Edible oils can form an ester link with the hydroxyl -OH group on a glycerol (propane-1,2,3-triol). The emulsifier has a hydrophobic tail from the edible oil that has just joined on and has hydrophilic hydroxyl -OH groups.																				
12b(i)	One answer from:	<table border="1"> <tr> <td>Both nuclei have the same attraction for the bonding electrons</td> <td>Both atoms have same electronegativity</td> <td>Bonding electrons shared evenly</td> </tr> </table>	Both nuclei have the same attraction for the bonding electrons	Both atoms have same electronegativity	Bonding electrons shared evenly																	
Both nuclei have the same attraction for the bonding electrons	Both atoms have same electronegativity	Bonding electrons shared evenly																				
12b(ii)	One answer from:	<table border="1"> <tr> <td>To ensure all chlorine is used up/to prevent chlorine being released</td> <td>NaOH is the cheaper/less expensive reactant</td> <td>To ensure that the bleach cleaner contains sodium hydroxide</td> <td>Excess NaOH would neutralise any acid added to cleaner</td> <td>Excess NaOH helps break up oil/grease</td> </tr> </table>	To ensure all chlorine is used up/to prevent chlorine being released	NaOH is the cheaper/less expensive reactant	To ensure that the bleach cleaner contains sodium hydroxide	Excess NaOH would neutralise any acid added to cleaner	Excess NaOH helps break up oil/grease															
To ensure all chlorine is used up/to prevent chlorine being released	NaOH is the cheaper/less expensive reactant	To ensure that the bleach cleaner contains sodium hydroxide	Excess NaOH would neutralise any acid added to cleaner	Excess NaOH helps break up oil/grease																		
12c	Answer to include:	<table border="1"> <tr> <td>1st Mark:</td> <td>Adding acid increases in the number of H⁺ ions</td> </tr> <tr> <td>2nd Mark:</td> <td>Rate of Forward Reaction increases (to reduce concentration of H⁺ ions by turning them into products)</td> </tr> </table>	1 st Mark:	Adding acid increases in the number of H ⁺ ions	2 nd Mark:	Rate of Forward Reaction increases (to reduce concentration of H ⁺ ions by turning them into products)																
1 st Mark:	Adding acid increases in the number of H ⁺ ions																					
2 nd Mark:	Rate of Forward Reaction increases (to reduce concentration of H ⁺ ions by turning them into products)																					
12d(i)	$\text{OCl}^- + 2\text{H}^+ + 2\text{e}^-$ \downarrow $\text{Cl}^- + \text{H}_2\text{O}$	<table border="1"> <tr> <td>redox</td> <td>$\text{OCl}^- + 2\text{H}^+ + 2\text{I}^- \longrightarrow \text{I}_2 + \text{Cl}^- + \text{H}_2\text{O}$</td> </tr> <tr> <td>oxidation</td> <td>$2\text{I}^- \longrightarrow \text{I}_2 + 2\text{e}^-$</td> </tr> <tr> <td>reduction</td> <td>$\text{OCl}^- + 2\text{H}^+ + 2\text{e}^- \longrightarrow \text{Cl}^- + \text{H}_2\text{O}$</td> </tr> </table>	redox	$\text{OCl}^- + 2\text{H}^+ + 2\text{I}^- \longrightarrow \text{I}_2 + \text{Cl}^- + \text{H}_2\text{O}$	oxidation	$2\text{I}^- \longrightarrow \text{I}_2 + 2\text{e}^-$	reduction	$\text{OCl}^- + 2\text{H}^+ + 2\text{e}^- \longrightarrow \text{Cl}^- + \text{H}_2\text{O}$														
redox	$\text{OCl}^- + 2\text{H}^+ + 2\text{I}^- \longrightarrow \text{I}_2 + \text{Cl}^- + \text{H}_2\text{O}$																					
oxidation	$2\text{I}^- \longrightarrow \text{I}_2 + 2\text{e}^-$																					
reduction	$\text{OCl}^- + 2\text{H}^+ + 2\text{e}^- \longrightarrow \text{Cl}^- + \text{H}_2\text{O}$																					

12d(ii)	1.76×10^{-2} or 0.0176	<p>no. of mol = volume \times concentration = 0.0090 litres \times 0.098 mol l⁻¹ = 8.82 $\times 10^{-4}$ mol</p> $\begin{array}{c} \text{I}_2 + 2\text{Na}_2\text{S}_2\text{O}_3 \rightarrow 2\text{NaI} + \text{Na}_2\text{S}_2\text{O}_6 \\ \text{1mol} \qquad \qquad \qquad \text{2mol} \\ 4.41 \times 10^{-4} \text{mol} \qquad \qquad 8.82 \times 10^{-4} \text{mol} \end{array}$ $\begin{array}{c} \text{OCl}^- + 2\text{I}^- + 2\text{H}^+ \rightarrow \text{I}_2 + \text{Cl}^- + \text{H}_2\text{O} \\ \text{1mol} \qquad \qquad \qquad \text{1mol} \\ 4.41 \times 10^{-4} \text{mol} \qquad \qquad 4.41 \times 10^{-4} \text{mol} \end{array}$ <p>concentration = $\frac{\text{no. of mol}}{\text{volume}} = \frac{4.41 \times 10^{-4} \text{mol}}{0.025 \text{ litres}} = 1.76 \times 10^{-2} \text{ mol l}^{-1}$</p>
---------	---------------------------------------	--------------------------------------------------------------------------------------------------------------------------------------------------------------------------------------------------------------------------------------------------------------------------------------------------------------------------------------------------------------------------------------------------------------------------------------------------------------------------------------------------------------------------------------------------------------------------------------------------------------------------------------------------------------------------------------------------------------------------------------------------------------------------------------------------------------------------------------------------------------------------------------------